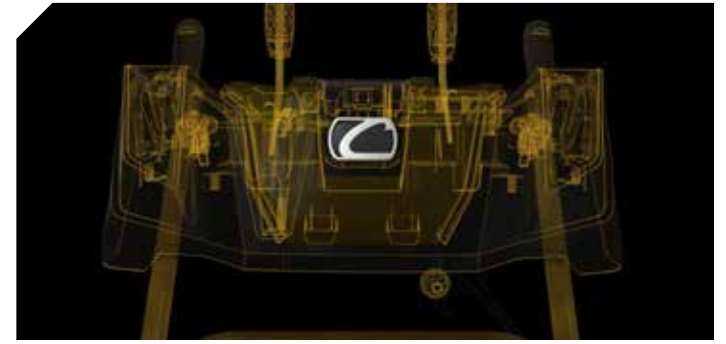





PUT THE X IN EXTREME.



***X*SERIES**®

ENGINEERED FOR EXTREME





+	TABLE OF CONTENTS	
	THE X SERIES® LINEUP	4
	1X® SINGLE-STAGE POWER	6
	2X® TWO-STAGE POWER	8
	3X® THREE-STAGE POWER	10
	THREE-STAGE ENGINEERING	12
	ATTACHMENTS & ACCESSORIES	15
	TRIM OPTIONS	16
	SELECTION GUIDE	18



A MACHINE FOR THE EXTREME.

The Cub Cadet® X Series® lineup offers three levels of snow-clearing power and a host of model options. Choose from the compact performance of the 1X®, the impressive power and handling of the 2X® or the three-stage strength of the 3X®.



1X



2X



3X



SINGLE-STAGE POWER

ENGINEERED FOR

SNOWFALL	DRIVEWAY	SURFACES
Up to 6"	Up to 6-8 cars	Smooth

TWO-STAGE POWER

INTELLIPOWER TRAC EFI MAX

ENGINEERED FOR

SNOWFALL	DRIVEWAY	SURFACES
Up to 12-18" (18-23" for EFI and MAX units)	Up to 8-15 cars	Smooth & gravel

THREE-STAGE POWER

INTELLIPOWER EFI

HD TRAC MAX MAX H

ENGINEERED FOR

SNOWFALL	DRIVEWAY	SURFACES
Up to 18-23"	Up to 8-15+ cars	Smooth & gravel



CUB CADET IS THE BEST IN MY VIEW



"I have had many snow blowers over the last 40 years and the Cub Cadet 1X 221 LHP is the best I have ever owned for clearing snow off my deck and pathway. This is my second year with this blower and it pull starts every time. It's very quiet and a joy to use. Trust me if you want a light machine for your backyard deck and sidewalk and maybe even your driveway... what a great machine in every aspect, five star plus!"

Cub Cadet customer | 1X® 21" LHP



3-YEAR

LIMITED WARRANTY†

1X®

ENGINEERED FOR

SNOWFALL



Up to 6"

DRIVEWAY



Up to 6-8 cars

SURFACES



Smooth



CONFIDENTLY COMPACT.

Don't be fooled by its size—the Cub Cadet® 1X® snow blower packs quite a punch. The durable auger is designed to clear up to 6 inches of accumulation from small, smooth areas by efficiently scooping and throwing snow. If you have a small driveway or sidewalks to clear, this machine helps make quick work of it. Capable of removing up to 6" of snow* and designed to throw up to 25' of snow.



PUSH-BUTTON ELECTRIC START

Skip the pull starts and get to blowing snow quick with push-button electric start.



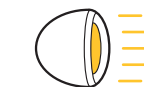
EASY CHUTE CONTROL

Throw snow in the direction you want with easy pitch and chute control from the operator's station.



MOVE AT YOUR SPEED

A durable auger-propelled drive system is designed to work at your pace.



POWERFUL HEADLIGHT

In-dash LED headlight helps provide visibility in low-light conditions.

*Results may vary depending on weather and snow condition

† See owner's manual for warranty details and information. Certain restrictions apply.



INTELLIPOWER™

OPTIMIZED PERFORMANCE

+ Discover power that rises to the occasion.

- IntelliPower™ engine technology delivers consistent power* in heavy and wet snow conditions by digitally optimizing engine output to help provide a smooth and consistent experience in challenging conditions.
- By automatically increasing power, you can worry less about bogging down and slowing down.

3-YEAR

LIMITED WARRANTY†

5-YEAR

AUGER GEARBOX LIMITED WARRANTY†

† See owner's manual for warranty details and information. Certain restrictions apply.

2X®

EXPLORE TRIM STEP-UPS

INTELLIPOWER

TRAC

EFI

MAX

ENGINEERED FOR

SNOWFALL



Up to 12-18"
(18-23" for EFI
and MAX™ units)

DRIVEWAY



Up to 8-15 cars

SURFACES



Smooth & gravel



PUT WINTER IN ITS PLACE.

When the winters get tough, the Cub Cadet® 2X® gets tougher. These two-stage snow blowers are engineered for clearing between 12-18 inches of powder and slush. If you measure snow in feet instead of inches, step up to the commercial-grade 2X MAX™ trim package to help tackle the deep stuff.

INTELLIPOWER
OPTIMIZED PERFORMANCE

INTELLIPOWER™ TECHNOLOGY

IntelliPower® engine technology offers up to 18% more available power, resulting in less bogging down when clearing heavy, wet and deep snow.*

*When compared to the same engine without IntelliPower™ feature. Improvements vary depending on engine models and specific operating conditions.



COMFORTABLE AND CONVENIENT HANDLING

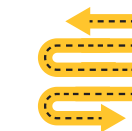
Power steering at your fingertips allows for easy, intuitive control while heated hand grips help provide comfortable operation even on very cold days.

Heated hand grips on select models.



PUSH-BUTTON ELECTRIC START

Eliminate pull starts and get to blowing snow quickly with push-button electric start.



EASY MANEUVERABILITY

Trigger power steering allows for zero-turn capability while 16 inch X-Trac® tires help provide strong traction in snowy conditions.

Tires available on select models only. XTrac is a registered trademark owned by The Carlstar Group LLC.



MAXIMIZE VISIBILITY

Helps provide visibility to work before dawn or after sundown with dual in-dash LED headlights.

INTELLIPOWER™

OPTIMIZED PERFORMANCE

+ Discover power that rises to the occasion.

- IntelliPower™ engine technology delivers consistent power† in heavy and wet snow conditions by digitally optimizing engine output to help provide a smooth and consistent experience in challenging conditions.
- By automatically increasing power, you can worry less about bogging down and slowing down.



3-YEAR

LIMITED WARRANTY†

5-YEAR

AUGER GEARBOX LIMITED WARRANTY†

3X®

EXPLORE TRIM STEP-UPS

NEW

INTELLIPOWER

EFI

HD

TRAC

MAX

MAX H

ENGINEERED FOR

SNOWFALL




Up to 18-23"

DRIVEWAY



Up to 8-15+ cars

SURFACES



Smooth & gravel



ENGINEERED FOR THE EXTREME

The heavy-duty 3X® is the ace of the X Series® line. With a patented three-stage system, the 3X clears deep snowfall faster than a Cub Cadet® 2X® two-stage snow blower. Easily remove up to 23 inches of snowfall† and bust through the wall of winter at the end of your driveway. When you have 3X strength, nothing is in your way.

INTELLIPOWER
OPTIMIZED PERFORMANCE

INTELLIPOWER™ TECHNOLOGY

IntelliPower® engine technology offers up to 17% more available power, resulting in less bogging down when clearing heavy, wet and deep snow.*

*When compared to the same engine without IntelliPower™ feature. Improvements vary depending on engine models and specific operating conditions.

FAST AND EFFICIENT

The powerful three-stage technology has an additional induction accelerator that quickly pulls snow, ice and slush through the system faster than Cub Cadet 2X snow blowers.



COMFORTABLE AND CONVENIENT HANDLING

Power steering at your fingertips allows for easy, intuitive control while heated hand grips help provide comfortable operation even on very cold days.



EASY MANEUVERABILITY

Trigger power steering allows for zero-turn capability while 16 inch X-Trac® tires help provide strong traction in snowy conditions.

Tires available on select models only. XTrac is a registered trademark owned by The Carlstar Group LLC.



MAXIMIZE VISIBILITY

Helps provide visibility to work before dawn or after sundown with dual in-dash LED headlights.



†Results may vary depending on weather and snow condition

† See owner's manual for warranty details and information. Certain restrictions apply.

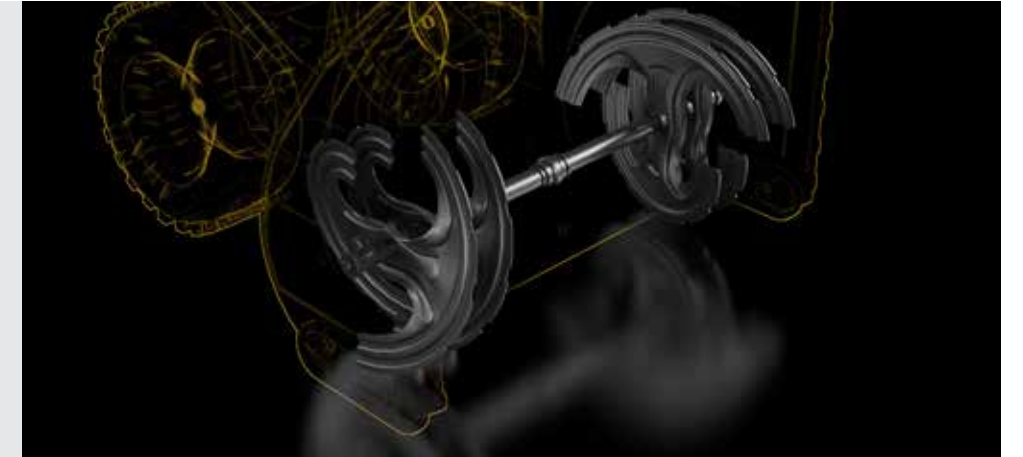
THE POWER OF THREE STAGES.

Cub Cadet® innovated the three-stage system, delivering a snow-blowing experience designed to tackle tough obstacles.



+ STAGE 1 AUGER

Breaks up and draws in snow, ice and slush.



+ STAGE 2 ACCELERATOR

Quickly pulls snow, ice and slush through the machine giving it a turbo boost back to the impeller.



+ STAGE 3 IMPELLER


Throws snow up and away from the area.





ATTACHMENTS & ACCESSORIES

(Each sold separately.)



FASTATTACH™ ELECTRIC REAR SPREADER

The FastAttach electric rear spreader connects quickly and easily to your XT1™ or XT2™ tractor and can be used with a variety of materials needed to maintain your property, including salt.



SNOW BLADE

A 46 inch quick-adjust snow blade easily changes from straight ahead to 25 degrees for versatility to clear snow and ice with ease.



XT SNOW CAB

Provides an optimum seal from winter weather while maintaining visibility and easy access to plow and blower operator controls.



ULTIMA ALL-SEASON PLOW

This 52 inch, 12-gauge steel blade can move snow, dirt, gravel and mulch. The blade installs quickly and easily without tools after initial assembly.

GEAR UP FOR THE EXTREME.

Tailor your Cub Cadet® machine to your unique needs and confidently take care of winter conditions. To explore the full range of snow attachments and accessories, visit cubcadet.com.



FASTATTACH ALL-SEASON PLOW

Designed to fit XT1 and XT2 tractors, this 46 inch, 12-gauge steel blade can be used all year to move dirt, gravel, mulch and snow. Lift, lower and adjust the angle of the blade without leaving your seat.



3X® 42 INCH THREE-STAGE SNOW BLOWER ATTACHMENT

Innovative three-stage technology clears deep snowfall faster than a Cub Cadet 2X® two-stage snow blower.



LED LIGHT BAR

Helps illuminate your path for visibility and fits all Cub Cadet 2X and 3X snow blowers.



ARNOLD® SNOW CAB

This durable, clear vinyl with heavy-duty tear-resistant fabric includes a convenient storage pouch and fits most Cub Cadet 2X and 3X snow blowers.

TAKE ON WINTER WITH YOUR CHOICE OF TRIM OPTIONS.



EFI

- State-of-the-art EFI engine allows for easy starting in most conditions—no need to prime
 - Helps minimize off-season storage issues
 - 23 inch intake height designed for large snow capacity
 - Reinforced 14-gauge steel auger housing side plate engineered for durability
 - LED light bar helps provide visibility before dawn or after sundown
 - Helps maintain steady walking speed through heavy snow conditions
- Available with IntelliPower™ engineered to take on heavy and wet snow conditions

AVAILABLE IN **2X 3X**



INTELLIPOWER

- IntelliPower™ engine technology delivers consistent power in heavy and wet snow conditions by digitally optimizing engine output to help provide a smooth and consistent experience in challenging conditions
- IntelliPower™ technology provides up to 16% more available power* for the 420cc engine
- IntelliPower™ technology provides up to 17% more available power* for the 357cc engine
- IntelliPower™ technology provides up to 13% more available power* for the 272cc engine
- IntelliPower™ technology provides up to 18% more available power* for the 243cc engine

* When compared to the same engine without IntelliPower™ technology. Improvements vary depending on engine models and specific operating conditions.

AVAILABLE IN **2X 3X**



TRAC

- TRAC drive is designed to provide steady traction in extreme weather conditions—engineered for slopes, inclines and gravel
- Reinforced 14-gauge steel auger housing side plates for durability
- 23 inch intake height allows for large snow capacity
- LED light bar helps provide visibility before dawn or after sundown (only available on select models)

AVAILABLE IN **2X 3X**



MAX

- Commercial-grade features provide quality, durability and reliability
- Reinforced 14-gauge steel auger housing side plates for durability
- 23 inch intake height allows for large snow capacity
- 14 inch augers and impeller helps remove large amounts of snow and throw at a far distance
- LED light bar helps provide visibility before dawn or after sundown
- MAX H: Hydrostatic transmission has an infinite variable speed, allowing you to customize your work speed


AVAILABLE IN **2X 3X**



HD

- 23 inch intake height allows for large snow capacity
- Reinforced 14-gauge steel auger housing side plates for durability
- LED light bar helps provide visibility before dawn or after sundown

AVAILABLE IN **3X**



SEE IT IN ACTION.
Visit cubcadet.com on your mobile device for reviews, videos, production details and ratings.



SELECTION GUIDE

1X

2X

3X

3X^{MAX}

INDICATES STEP-UP MODEL FEATURES

	1X ^{21"} LHP	2X ^{24"}	2X ^{26"}	2X ^{26"} TRAC	2X ^{28"}	2X ^{30"} EFI	2X ^{30"} MAX	3X ^{26"}	3X ^{26"} TRAC	3X ^{28"}	3X ^{30"} HD	3X ^{30"} TRAC	3X ^{30"} MAX	3X ^{34"} MAX H			
DRIVETRAIN																	
Engine	208cc Cub Cadet® OHV 4-cycle	243cc Cub Cadet OHV 4-cycle		272cc Cub Cadet OHV 4-cycle engine		357cc EFI Cub Cadet OHV 4-cycle		357cc Cub Cadet OHV 4-cycle		357cc Cub Cadet OHV 4-cycle		420cc Cub Cadet OHV 4-cycle		420cc EFI Cub Cadet OHV 4-cycle			
IntelliPower™	—	●	●	●	●	●	●	●	●	●	●	●	●	●	●		
Hydrostatic Transmission	—	—	—	—	—	—	—	—	—	—	—	—	—	—	●		
Drive System	Auger-propelled	Self-propelled		Track drive		Self-propelled		Self-propelled	Track drive		Self-propelled		Track drive		Self-propelled		
Trigger-Control Power Steering	—	●	●	●	●	●	●	●	●	●	●	●	●	●	●		
IDEAL FOR CLEARING																	
Snow Depth	6"	Up to 12"			Up to 18"	Up to 18"-23"		Up to 12"		Up to 18"			Up to 23"				
Clearing Width	21"	24"	26"		28"	30"		26"	26"	28"	30"		30"	34"			
Intake Height	13"	21"			23"		21"	23"	21"	23"		23"					
AUGER																	
Auger Design	Rubber / steel reinforced	Aggressive, serrated steel						Aggressive, serrated steel						Aggressive, serrated steel			
Auger Diameter	9"	12"						14"		12"						14"	
Accelerator Diameter	—	—	—	—	—	—	—	12"						14"			
Impeller Diameter	—	12"						14"		12"						14"	
Heavy-Duty Gearbox	—	—	●	●	●	●	●	●	●	●	●	●	●	●	●		
14-Gauge Auger Housing	—	—	—	—	—	●	●	—	●	—	●	●	●	●	●		
CHUTE																	
Single-Hand Chute Control	●	●	●	●	●	●	●	●	●	●	●	●	●	●	●		
Chute Rotation	Remote lever / 190° / operator position	Remote overhead crank / 200°						Remote overhead crank / 200°						Remote overhead crank / 200°			
Pitch Control	Remote lever / operator position	In-dash remote control						In-dash remote control						In-dash remote control			
Chute Material	Polymer	Polymer	Steel						Steel						Steel		
ADDITIONAL FEATURES																	
Push-Button Electric Start	●	●	●	●	●	●	●	●	●	●	●	●	●	●	●		
Heated Hand Grips	—	—	—	●	●	●	●	●	●	●	●	●	●	●	●		
Headlight	In-dash	Dual LED in-dash						Dual LED in-dash						Dual LED in-dash			
LED Light Bar	—	—	—	—	—	●	●	—	●	—	●	●	●	●			
Tire Size	7"	15"	15"	D-track drive	16"	16"	16"	16"	D-track drive	16"	16"	16"	D-track drive	16"			
Adjustable Polymer Skid Shoes (Reversible)	—	●	●	●	●	●	●	●	●	●	●	●	●	●			
Adjustable Drift Cutters (Standard)	—	—	—	—	—	—	—	—	—	—	—	—	—	●			
3-Year Residential / 1-Year Commercial Limited Warranty†	●	●	—	—	—	—	—	—	—	—	—	—	—	—			
3-Year Residential / 1-Year Commercial Limited Warranty and 5-Year Auger Gearbox Limited Warranty†	—	—	●	●	●	●	●	●	●	●	●	●	●	●			

† See owner's manual for warranty details and information. Certain restrictions apply.

YOUR AUTHORIZED CUB CADET® DEALER MAKES YOUR EXPERIENCE EVEN BETTER.

INDEPENDENT DEALER
Cub Cadet®

Cub Cadet dealers know their equipment. And they know how to take care of it and their customers. You'll get exceptional financing, great offers and the expertise you can only find from professionals who sell and service Cub Cadet equipment every day.

SUPPORT AS STRONG AS OUR MACHINES: Dedicated personal owner support, 7 days a week. Visit cubcadet.com or call toll-free 1-877-428-2349.



Facebook.com/CubCadet



[CubCadet_USA](https://Twitter.com/CubCadet_USA)



[cubcadet_usa](https://Instagram.com/cubcadet_usa)



EXCEPTIONAL FINANCING OFFERS**



** Subject to credit approval. Restrictions apply. See your local dealer and website for details. This brochure is for advertisement purposes only. The product depictions are not meant to be used or relied upon as a substitute for the safety and use information that is published in the respective operator's manual. Before operating the machine, read, understand and follow all instructions in the manual and on the machine. Specifications and programs are subject to change without notice.

Images may not reflect dealer inventory and/or unit specifications.

© 2024 Cub Cadet | Printed in U.S.A. 8-23 | 3887164